Evaluacija HT

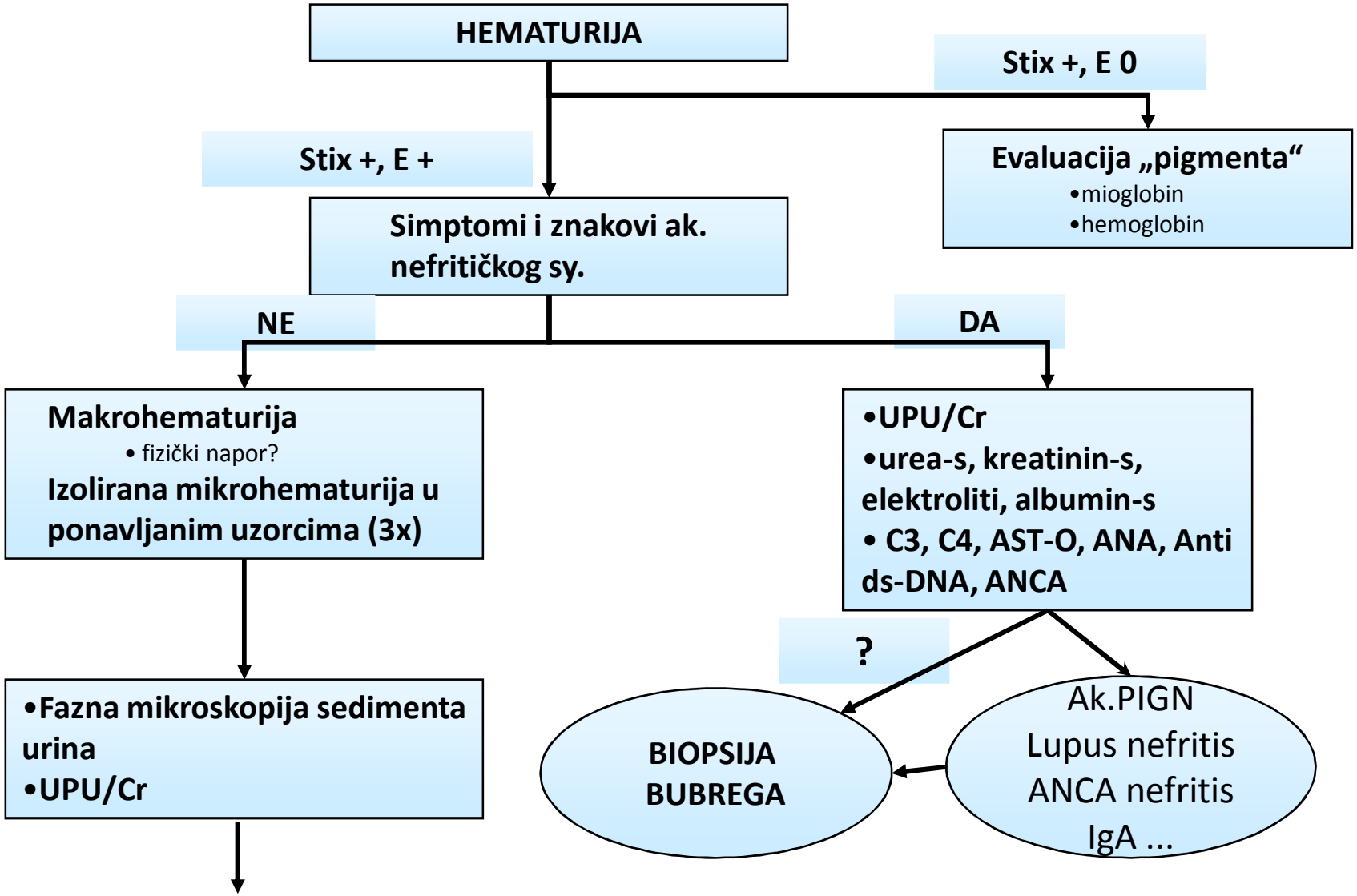

Evaluacija HT

HEMATURIJA

NEGLOMERULARNA HT
- **izo/monomorfni E**
- **cilindri 0**
- **UPU/Cr N**

- **Ca/Cr**
- **urinokultura; adenovirusi**
- **UZ bubrega + doppler**
- **koagulogram**
- **SAP ; 24-satni Ca/Cr, Urati/Cr, Oxalati/Cr, cystin** (urolitijaza)
- **CT** (trauma, tumor)
- **MR angiografija** (Nutcracer sy.)

GLOMERULARNA HT
- **dizmorfni E, akantociti**
- **E cilindri**
- **proteinuria**

- **serum: urea, kreatinin, elektroliti**
- **24-satni urin: Cl/Cr**
- **komplement C3, C4, IgA**
- **UZ bubrega**
- **Urin članova obitelji**
- **Audiolog (?)**

?

BIOPSIJA BUBREGA

PRAĆENJE
1 – 2x godišnje
- **UPU/Cr, RR**

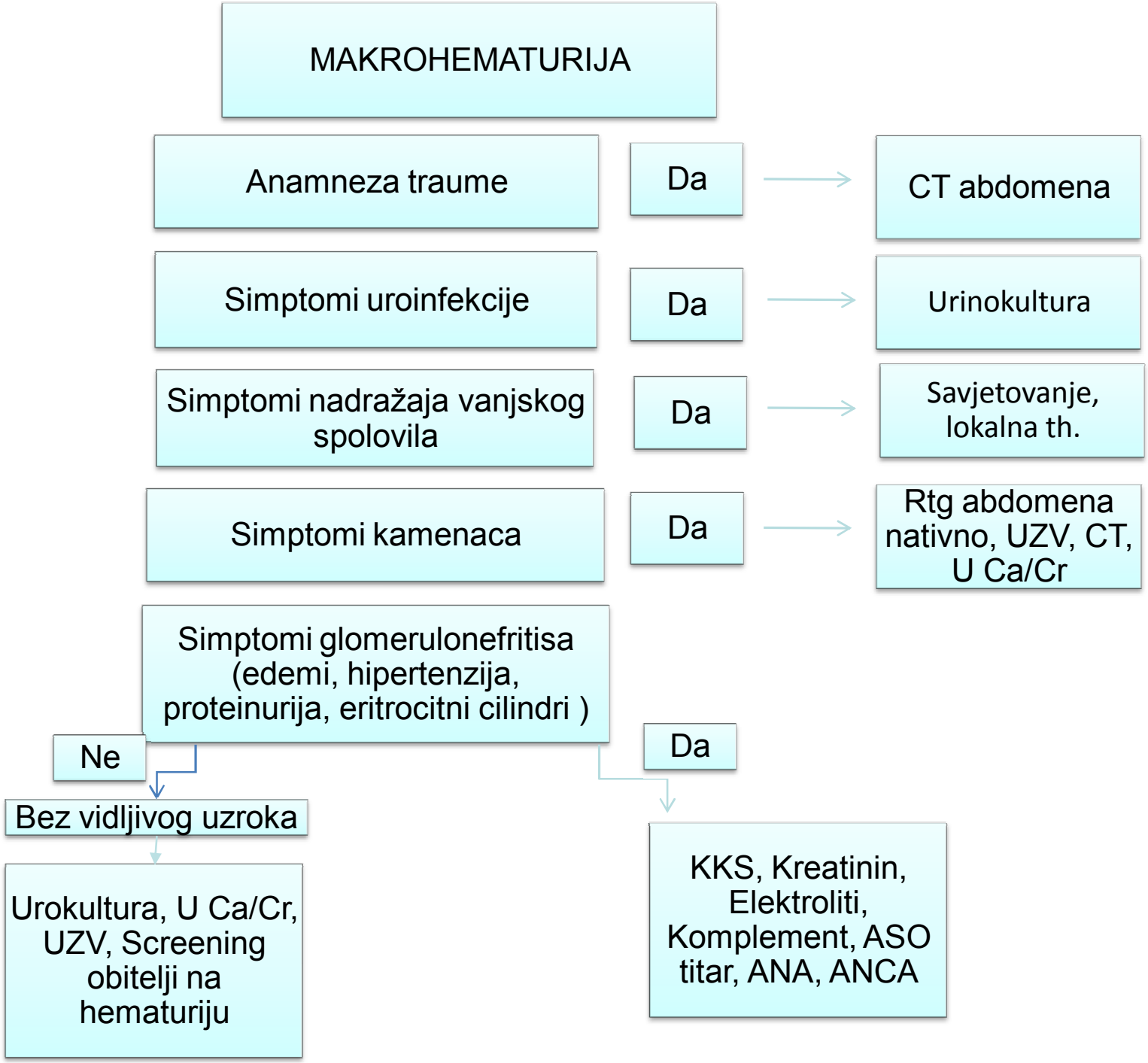
MAKROHEMATURIJA
Anamneza traume
Da
CT abdomena
Simptomi uroinfekcije
Da
Urinokultura
Simptomi nadražaja vanjskog spolovila
Da
Savjetovanje, lokalna th.
Simptomi kamenaca
Da
Rtg abdomena nativno, UZV, CT, U Ca/Cr
Simptomi glomerulonefritisa (edemi, hipertenzija, proteinurija, eritrocitni cilindri)
Ne
Bez vidljivog uzroka
Urokultura, U Ca/Cr, UZV, Screening obitelji na hematuriju
Da
KKS, Kreatinin, Elektroliti, Komplement, ASO titar, ANA, ANCA

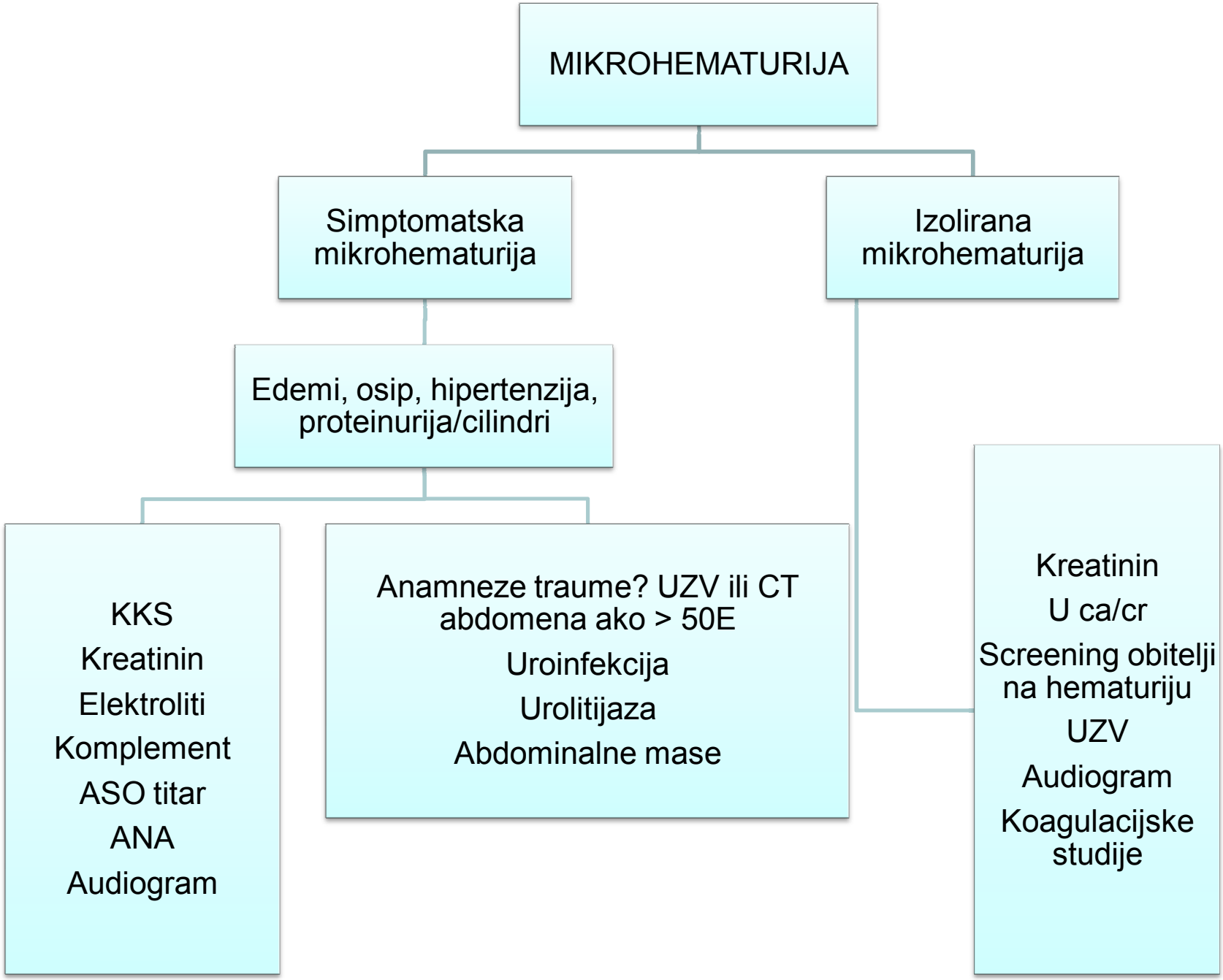
MIKROHEMATURIJA
Simptomatska mikrohematurija
Izolirana mikrohematurija
Edemi, osip, hipertenzija, proteinurija/cilindri
KKS
Kreatinin
Elektroliti
Komplement
ASO titar
ANA
Audiogram
Anamneze traume? UZV ili CT abdomena ako > 50E
Uroinfekcija
Urolitijaza
Abdominalne mase
Kreatinin
U ca/cr
Screening obitelji na hematuriju
UZV
Audiogram
Koagulacijske studije

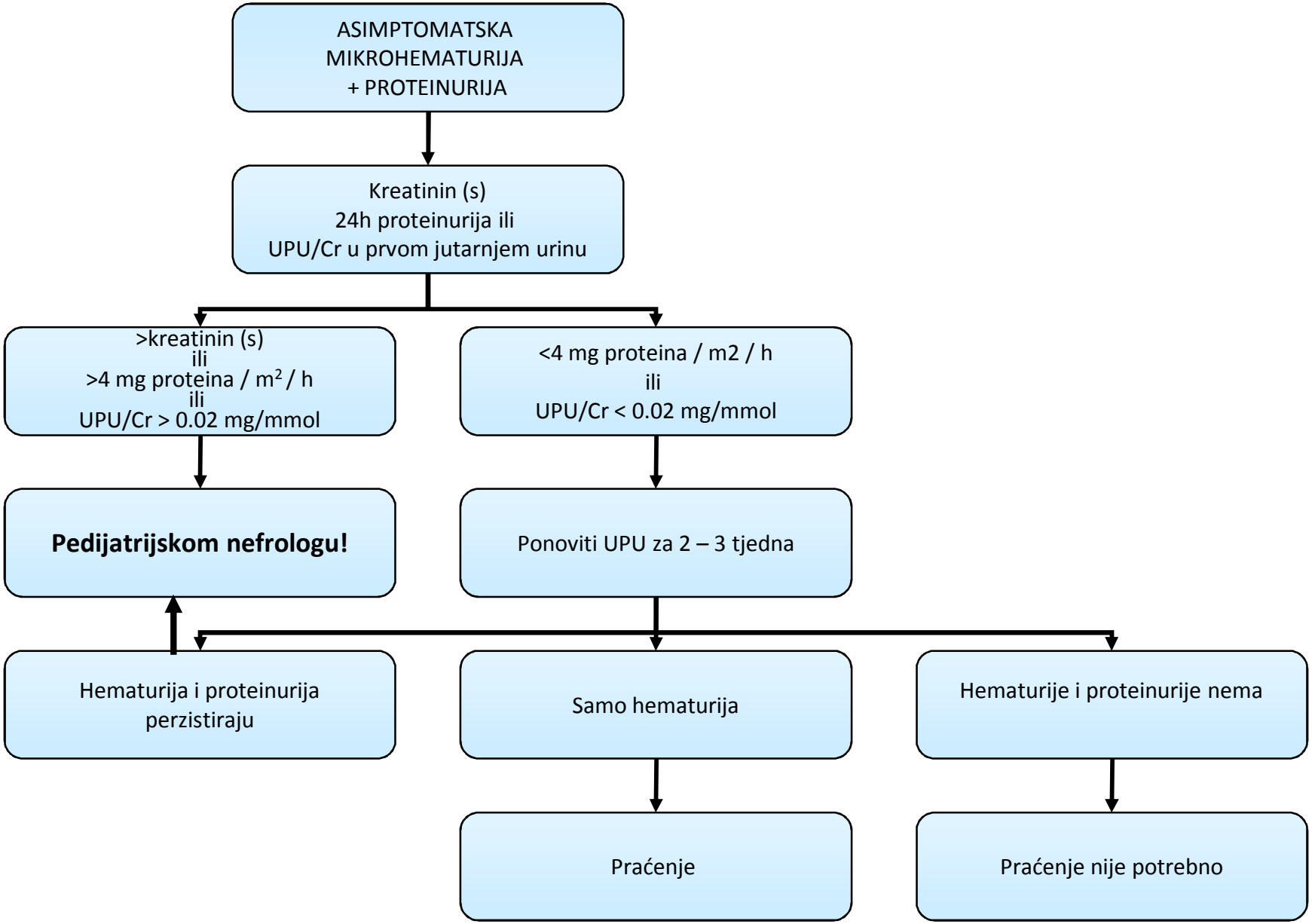

Modified from: Diven SC, Travis LB. A practical primary care approach to hematuria in children. Pediatr Nephrol 2000; 14:65.